

Safety Equipment Protects Workers


United States





The US personal protection equipment (PPE) industry's economic impact extends nationwide.

safetyequipment.org

TOTAL IMPACTS 		
345,001 Jobs	124.6M Workers Protected	\$71.6B Economic Impacts

DIRECT JOBS 		
29,642 Manufacturing Jobs <p>Operators manufacture PPE for hands, feet, eyes, ears, faces, and respiratory systems. The PPE industry also produces high-visibility safety apparel, fall protection equipment, protective clothing, gas detection equipment, and emergency eye wash and shower systems.</p>	33,566 Wholesaling Jobs <p>Trusted wholesalers purchase from trusted PPE manufacturers and distribute to trusted partners to ensure trusted equipment reaches the end user.</p>	65,909 Retailing Jobs <p>Retailers help to satisfy demand identified through the global supply chain. Knowledgeable PPE retailers are trained to understand safety equipment and worker protection needs.</p>

WAGES 
\$22.2B Total Wages
\$64,500 Average Wage

TAXES PAID 
\$5.1B Federal Taxes
\$3.9B State Taxes

Safety Equipment Protects Workers

United States



The US personal protection equipment (PPE) industry's economic impact extends across industries.

safetyequipment.org

Direct Impacts	Jobs	Wages	Economic Impact
Manufacturing	29,642	\$3,226,031,700	\$13,528,651,700
Wholesaling	33,566	\$2,758,714,400	\$8,614,208,800
Retailing	65,909	\$2,708,184,400	\$7,070,812,000
Total Direct Impacts	129,117	\$8,692,930,500	\$29,213,672,500

Supplier Impacts	Jobs	Wages	Economic Impact
Agriculture	649	\$24,456,200	\$64,370,800
Mining	477	\$36,082,300	\$247,354,400
Construction	822	\$54,503,600	\$172,973,900
Manufacturing	11,838	\$962,776,200	\$5,421,895,600
Transportation & Communication	16,001	\$1,232,535,000	\$4,052,404,800
Wholesaling	868	\$84,051,600	\$445,411,500
Retailing	561	\$25,926,500	\$59,088,200
Finance, Insurance, & Real Estate	13,526	\$800,119,600	\$3,512,587,200
Travel & Entertainment	7,221	\$240,543,300	\$553,502,300
Business & Personal Services	38,244	\$2,820,103,200	\$5,053,366,700
Government	2,185	\$207,283,300	\$367,644,100
Other	0	\$0	\$0
Total Supplier Impacts	92,392	\$6,488,380,800	\$19,950,599,500

Induced Impacts	Jobs	Wages	Economic Impact
Agriculture	2,433	\$75,288,500	\$313,970,000
Mining	355	\$26,987,500	\$180,191,400
Construction	981	\$63,491,100	\$210,043,600
Manufacturing	5,793	\$435,573,800	\$3,142,955,900
Transportation & Communication	8,282	\$734,084,600	\$2,837,746,400
Wholesaling	1,048	\$84,822,000	\$386,001,200
Retailing	8,667	\$334,554,300	\$732,306,900
Finance, Insurance, & Real Estate	15,980	\$1,028,119,200	\$6,244,574,800
Travel & Entertainment	20,150	\$618,753,300	\$1,605,984,200
Business & Personal Services	54,904	\$3,387,062,400	\$6,227,169,600
Government	1,519	\$143,284,600	\$371,769,900
Other	3,380	\$136,664,500	\$225,095,900
Total Induced Impacts	123,492	\$7,068,685,800	\$22,477,809,800

Total Economic Impact	345,001	\$22,249,997,100	\$71,642,081,800
------------------------------	----------------	-------------------------	-------------------------

TAX IMPACT	BUSINESS TAXES
Federal Taxes	\$5,086,973,100
State Taxes	\$3,937,548,700
Total Taxes	\$9,024,521,800

Safety Equipment Protects Workers

United States



Safety equipment protects American workers across all major industries.

safetyequipment.org

	Ergonomics	Eye Protection	Fall Protection	Foot Protection	General Safety	Head Protection
Agriculture	124,040	321,340	65,660	415,580	418,410	361,910
Mining	566,640	756,360	508,390	323,070	799,260	669,140
Transportation & Comm.	1,807,170	1,153,310	976,680	924,070	1,778,030	1,100,970
Construction	8,923,870	10,111,320	7,834,460	10,979,070	10,636,260	10,295,550
Manufacturing	4,661,820	4,818,540	2,224,620	1,135,320	5,221,050	2,681,670
Services	30,616,010	17,202,650	18,151,330	13,488,170	38,278,710	9,099,160
Sales	6,030,960	3,262,480	1,237,970	4,121,500	4,607,760	2,702,310
Medical	10,850,140	22,361,110	9,045,140	859,000	23,681,420	610,960
Other	2,929,000	2,154,380	941,180	261,130	2,577,460	1,358,310
Government	4,770,740	7,216,880	4,177,510	2,877,120	6,555,000	4,413,220
Total Workers Protected	71,280,390	69,358,370	45,162,940	35,384,030	94,553,360	33,294,990

	Hand Protection	Hearing Protection	Heat Stress Solutions	Respiratory Protection	Safety Apparel
Agriculture	433,180	366,760	434,460	316,150	417,030
Mining	925,550	787,030	1,010,010	541,980	1,002,430
Transportation & Comm.	2,205,630	1,548,930	6,655,990	457,390	2,401,590
Construction	11,144,800	10,115,050	11,618,760	8,678,200	10,961,310
Manufacturing	6,010,950	5,079,820	13,019,420	3,185,930	5,096,770
Services	39,905,000	10,141,760	40,266,100	13,165,930	40,011,980
Sales	7,287,130	3,502,890	8,797,110	1,922,620	5,805,120
Medical	24,910,300	1,031,000	2,318,230	13,541,280	25,353,740
Other	3,564,760	1,906,540	3,063,790	1,110,920	2,680,690
Government	7,355,400	5,609,520	5,092,130	6,118,250	8,263,240
Total Workers Protected	103,742,700	40,089,300	92,276,000	48,953,470	101,993,900